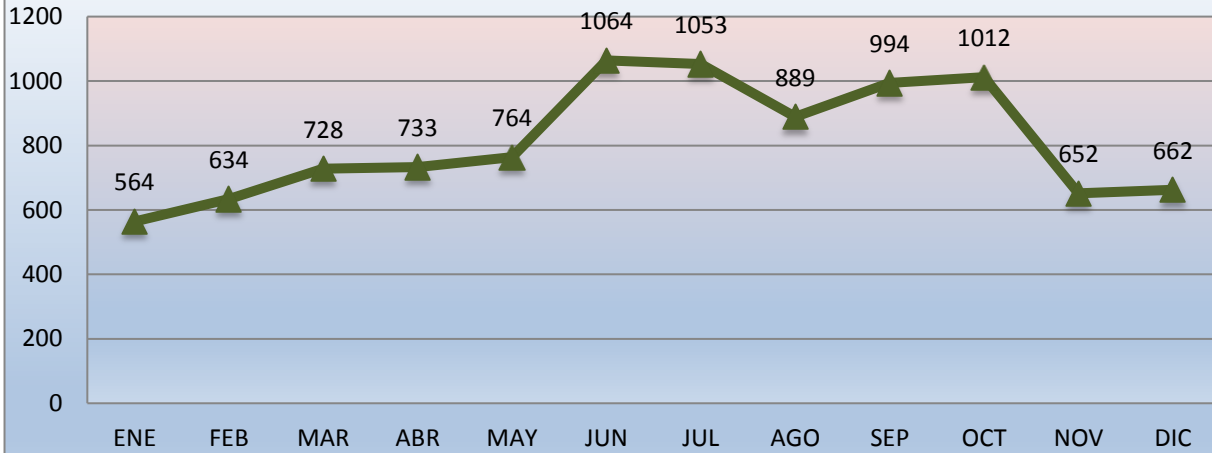


**NÚMERO DE ECOGRAFÍAS POR MES**

En la gestión 2014 se realizaron 11.820 estudios de rayos X, mostrando una disminución de 2,5% respecto a la gestión pasada, concluyendo que no existe mayor variación entre ambas gestiones. Por otro lado, se realizaron en total un número de 9.749 ecografías en el 2014 representando un incremento porcentual de 25,45%. Los servicios que más realizan solicitudes de rayos x fueron consulta externa (68,45%) y emergencia (22,33%), el sector de los afiliados representan el 75,23% y los estudiantes los restantes 17,57%. Por otro lado, del total de las ecografías realizadas, el sector de los afiliados representa el 60,90% respecto a los estudiantes con el 39,10%. Las ecografías por región más solicitadas son las obstétricas (26,27%), las ginecológicas (21,90%) y las abdominales (20,02%). Del total de las ecografías, el 23,23% fueron de emergencia y las restantes fueron programadas.

TABLA 55
NUMERO DE PLACAS DE RAYOS "X" POR TIPO DE ESTUDIO Y MES
S.S.U. GESTIÓN 2015

| Nº | ESTUDIO | JUL | | AGO | | SEP | | OCT | | NOV | | DIC | | SUBTOTAL | |
|----|------------------------------------|------|-------|------|-------|------|-------|------|-------|------|-------|------|-------|----------|-------|
| | | AFIL | ESTUD | AFIL | ESTUD | AFIL | ESTUD | AFIL | ESTUD | AFIL | ESTUD | AFIL | ESTUD | AFIL | ESTUD |
| 1 | ABDOMEN SIMPLE AP | 23 | 8 | 18 | 6 | 27 | 12 | 28 | 16 | 26 | 11 | 16 | 3 | 138 | 56 |
| 2 | ABDOMEN SIMPLE AP (PIE/DECUBITO) | 27 | 12 | 24 | 7 | 9 | 8 | 18 | 16 | 23 | 10 | 35 | 13 | 136 | 66 |
| 3 | ANTEBRAZO AP-LAT | 4 | 1 | 2 | 1 | 4 | 1 | 3 | 1 | 3 | 1 | 4 | 0 | 20 | 5 |
| 4 | APOYO FLUOROSCOPIA QUIROFANO | 16 | 1 | 11 | 1 | 10 | 2 | 18 | 3 | 9 | 2 | 9 | 5 | 73 | 14 |
| 5 | ARTICULACION ACROMIO-CLAVICULAR AP | 1 | 1 | 1 | 0 | 0 | 0 | 0 | 0 | 0 | 0 | 0 | 0 | 2 | 1 |
| 6 | ATM BILATERAL | 0 | 2 | 0 | 0 | 0 | 0 | 0 | 0 | 0 | 0 | 0 | 0 | 0 | 2 |
| 7 | ATM UNILATERAL IZQUIERDO | 1 | 0 | 0 | 1 | 0 | 0 | 3 | 1 | 1 | 0 | 0 | 0 | 5 | 2 |
| 8 | AXIAL DE CALCANEOS | 1 | 0 | 0 | 0 | 0 | 0 | 0 | 1 | 0 | 0 | 0 | 0 | 1 | 1 |
| 9 | AXIAL DE ROTULA BILATERAL | 7 | 3 | 5 | 3 | 0 | 0 | 9 | 0 | 6 | 1 | 5 | 1 | 32 | 8 |
| 10 | AXIAL DE ROTULA DERECHO | 2 | 4 | 4 | 1 | 0 | 0 | 5 | 0 | 3 | 0 | 2 | 0 | 16 | 5 |
| 11 | AXIAL DE ROTULA IZQUIERDO | 2 | 1 | 3 | 0 | 0 | 0 | 4 | 0 | 3 | 0 | 1 | 1 | 13 | 2 |
| 12 | CADERA AP DERECHA | 1 | 1 | 4 | 0 | 0 | 0 | 1 | 1 | 5 | 0 | 5 | 0 | 16 | 2 |
| 13 | CADERA AP IZQUIERDA | 2 | 1 | 2 | 0 | 0 | 0 | 1 | 1 | 3 | 0 | 3 | 0 | 11 | 2 |
| 14 | CADERA AXIAL | 3 | 1 | 3 | 0 | 0 | 0 | 6 | 0 | 2 | 0 | 2 | 0 | 16 | 1 |
| 15 | CALCANEOS BILATERAL | 0 | 0 | 3 | 1 | 3 | 0 | 1 | 1 | 3 | 0 | 1 | 0 | 11 | 2 |
| 16 | CALCANEOS DERECHO | 2 | 0 | 1 | 1 | 1 | 0 | 1 | 1 | 1 | 1 | 1 | 0 | 7 | 3 |
| 17 | CALCANEOS IZQUIERDO | 3 | 0 | 1 | 1 | 1 | 0 | 0 | 0 | 0 | 0 | 1 | 0 | 6 | 1 |
| 18 | CAVUM NASOFARINGEO LAT | 10 | 0 | 6 | 0 | 3 | 0 | 2 | 0 | 5 | 0 | 5 | 0 | 31 | 0 |
| 19 | CLAVICULA AP | 4 | 1 | 2 | 0 | 0 | 1 | 0 | 0 | 5 | 0 | 1 | 0 | 12 | 2 |
| 20 | CODO AP-LAT | 11 | 2 | 11 | 4 | 10 | 3 | 10 | 5 | 17 | 4 | 8 | 1 | 67 | 19 |
| 21 | COLUMNA CERVICAL AP-LAT | 15 | 7 | 13 | 0 | 7 | 1 | 22 | 3 | 17 | 5 | 14 | 2 | 88 | 18 |
| 22 | COLUMNA CERVICAL AP-LAT OBLICUO | 9 | 0 | 4 | 0 | 0 | 0 | 6 | 0 | 7 | 0 | 10 | 0 | 36 | 0 |
| 23 | COLUMNA CERVICAL DINAMICA | 0 | 0 | 0 | 0 | 0 | 0 | 0 | 0 | 0 | 0 | 0 | 0 | 0 | 0 |
| 24 | COLUMNA CERVICAL TRANS-ORAL | 0 | 0 | 0 | 0 | 0 | 0 | 1 | 0 | 0 | 0 | 0 | 0 | 1 | 0 |
| 25 | COLUMNA DORSAL AP-LAT | 12 | 0 | 12 | 1 | 0 | 0 | 29 | 2 | 20 | 1 | 23 | 4 | 96 | 8 |
| 26 | COLUMNA DORSOLUMBAR AP LAT | 17 | 0 | 4 | 0 | 0 | 0 | 29 | 6 | 26 | 2 | 33 | 4 | 109 | 12 |
| 27 | COLUMNA LUMBAR AP LAT | 22 | 1 | 14 | 2 | 0 | 0 | 4 | 0 | 2 | 0 | 4 | 0 | 46 | 3 |
| 28 | COLUMNA LUMBOSACRA AP-LAT | 30 | 7 | 22 | 6 | 0 | 0 | 24 | 7 | 21 | 1 | 18 | 9 | 115 | 30 |
| 29 | COLUMNA SACRO COXIGEA AP-LAT | 7 | 2 | 5 | 1 | 0 | 0 | 4 | 5 | 1 | 4 | 7 | 4 | 24 | 16 |
| 30 | CRANEO AP-LAT | 13 | 9 | 12 | 2 | 8 | 2 | 17 | 5 | 19 | 2 | 12 | 3 | 81 | 23 |
| 31 | CRANEO AP-LAT-TOWNE | 0 | 0 | 0 | 0 | 1 | 0 | 0 | 0 | 2 | 0 | 0 | 0 | 3 | 0 |
| 32 | DEDOS DE LA MANO | 18 | 3 | 12 | 8 | 15 | 3 | 13 | 8 | 10 | 3 | 14 | 5 | 82 | 30 |
| 33 | DEDOS PIE AP-OBLICUO | 4 | 2 | 2 | 0 | 4 | 1 | 9 | 3 | 4 | 3 | 7 | 1 | 30 | 10 |
| 34 | ESOFAGOGRAFIA | 0 | 0 | 1 | 0 | 0 | 0 | 0 | 0 | 0 | 0 | 0 | 0 | 1 | 0 |
| 35 | ESTERNON AP-LAT | 1 | 0 | 0 | 0 | 0 | 0 | 0 | 0 | 0 | 0 | 0 | 0 | 1 | 0 |
| 36 | FEMUR AP-LAT | 3 | 0 | 0 | 0 | 1 | 0 | 5 | 1 | 3 | 1 | 3 | 0 | 15 | 2 |
| 37 | HEMITORAX DERECHO AP-OBLICUO | 1 | 1 | 5 | 0 | 2 | 0 | 4 | 0 | 5 | 1 | 3 | 0 | 20 | 2 |
| 38 | HEMITORAX IZQUIERDO AP-OBLICUO | 4 | 1 | 5 | 0 | 4 | 0 | 5 | 2 | 4 | 1 | 3 | 2 | 25 | 6 |
| 39 | HOMBRO AP | 15 | 7 | 18 | 7 | 22 | 4 | 25 | 7 | 21 | 1 | 22 | 4 | 123 | 30 |
| 40 | HOMBRO AXIAL | 0 | 0 | 1 | 0 | 0 | 0 | 0 | 0 | 1 | 0 | 1 | 0 | 3 | 0 |

| | | | | | | | | | | | | | | | |
|----|-------------------------------------|------------|------------|------------|------------|------------|------------|---------------|------------|------------|------------|------------|------------|-------------|------------|
| 41 | HUESOS PROPIOS DE LA NARIZ AP-LAT | 8 | 3 | 13 | 3 | 8 | 4 | 5 | 7 | 6 | 1 | 10 | 2 | 50 | 20 |
| 42 | HUMERO AP-LAT | 0 | 0 | 1 | 0 | 1 | 0 | 2 | 0 | 2 | 1 | 1 | 1 | 7 | 2 |
| 43 | HUMERO TRANSTORACICA | 0 | 0 | 0 | 0 | 0 | 0 | 0 | 0 | 0 | 0 | 0 | 0 | 0 | 0 |
| 44 | MACIZO FACIAL AP | 1 | 2 | 2 | 0 | 0 | 0 | 1 | 1 | 0 | 2 | 5 | 0 | 9 | 5 |
| 45 | MANO AP (EDAD OSEA) | 9 | 0 | 6 | 0 | 5 | 0 | 3 | 0 | 1 | 0 | 3 | 1 | 27 | 1 |
| 46 | MANO AP-OBLICUO | 18 | 6 | 16 | 5 | 15 | 9 | 14 | 11 | 11 | 7 | 14 | 6 | 88 | 44 |
| 47 | MANO TECNICA PARA ESCAFOIDES | 1 | 2 | 0 | 0 | 0 | 1 | 0 | 0 | 1 | 0 | 1 | 0 | 3 | 3 |
| 48 | MIEMBRO INFERIOR IZQUIERDO | 0 | 0 | 17 | 6 | 0 | 0 | 0 | 0 | 0 | 0 | 2 | 0 | 19 | 6 |
| 49 | MUNECA AP-LAT | 15 | 5 | 0 | 0 | 16 | 5 | 13 | 3 | 13 | 8 | 17 | 6 | 74 | 27 |
| 50 | OMOPLATO AP | 0 | 0 | 0 | 0 | 0 | 0 | 0 | 0 | 0 | 0 | 0 | 0 | 0 | 0 |
| 51 | PELVIS AP | 29 | 2 | 30 | 1 | 3 | 2 | 32 | 4 | 34 | 3 | 35 | 4 | 163 | 16 |
| 52 | PELVIS -LOWENSTEIN | 2 | 0 | 1 | 0 | 0 | 0 | 4 | 0 | 2 | 1 | 3 | 0 | 12 | 1 |
| 53 | PIE AP-OBLICUO | 25 | 3 | 31 | 8 | 22 | 9 | 19 | 7 | 27 | 5 | 22 | 7 | 146 | 39 |
| 54 | PIE LATERAL | 0 | 0 | 4 | 0 | 3 | 1 | 6 | 0 | 3 | 1 | 5 | 2 | 21 | 4 |
| 55 | PIERNA AP-LAT | 9 | 2 | 11 | 1 | 8 | 4 | 8 | 4 | 5 | 6 | 8 | 4 | 49 | 21 |
| 56 | RODILLA AP-LAT | 48 | 13 | 48 | 9 | 45 | 16 | 56 | 9 | 41 | 13 | 44 | 12 | 282 | 72 |
| 57 | RODILLA CON STRESS | 2 | 0 | 0 | 1 | 3 | 0 | 1 | 0 | 1 | 0 | 0 | 0 | 7 | 1 |
| 58 | SENOS PARANASALES (WATTERS/CADWELL) | 63 | 12 | 37 | 11 | 4 | 0 | 38 | 10 | 24 | 8 | 32 | 5 | 198 | 46 |
| 59 | TEST DE FARRIL | 1 | 0 | 0 | 0 | 0 | 0 | 6 | 0 | 0 | 0 | 3 | 0 | 10 | 0 |
| 60 | TOBILLO AP-LAT | 23 | 9 | 24 | 11 | 36 | 9 | 14 | 9 | 29 | 15 | 19 | 14 | 145 | 67 |
| 61 | TOBILLO CON STRESS | 1 | 0 | 0 | 0 | 2 | 1 | 2 | 0 | 1 | 0 | 0 | 0 | 6 | 1 |
| 62 | TOBILLO AP-LAT-OBLICUO | 3 | 2 | 1 | 2 | 0 | 0 | 0 | 0 | 0 | 0 | 0 | 0 | 4 | 4 |
| 63 | TORAX OSEO AP | 7 | 1 | 8 | 1 | 4 | 3 | 9 | 2 | 7 | 2 | 10 | 3 | 45 | 12 |
| 64 | TORAX PA | 168 | 11 | 158 | 14 | 152 | 17 | 203 | 23 | 168 | 13 | 120 | 17 | 969 | 95 |
| 65 | TORAX PA-LAT | 48 | 3 | 45 | 4 | 34 | 4 | 40 | 7 | 45 | 0 | 39 | 2 | 251 | 20 |
| 66 | UROGRAFIA EXCRETORA | 0 | 0 | 0 | 0 | 0 | 0 | 0 | 0 | 1 | 1 | 0 | 0 | 1 | 1 |
| | SUB TOTAL: | 772 | 155 | 684 | 131 | 493 | 123 | 783 | 193 | 700 | 142 | 666 | 148 | 4098 | 892 |
| | FUENTE: SIHAD: Unid. de rayos X | | 927 | 815 | 616 | 976 | | 842 | | 814 | | | | 4990 | |
| | | | | | | | | TOTAL: | | | | | | 9783 | |

| | | | | | | | | | | | | |
|-----|-----|-----|-----|-----|-----|-----|-----|-----|-----|-----|-----|------|
| ENE | FEB | MAR | ABR | MAY | JUN | JUL | AGO | SEP | OCT | NOV | DIC | |
| 591 | 733 | 979 | 846 | 789 | 855 | 927 | 815 | 616 | 976 | 842 | 814 | 9783 |

ESTUDIOS DE RAYOS X

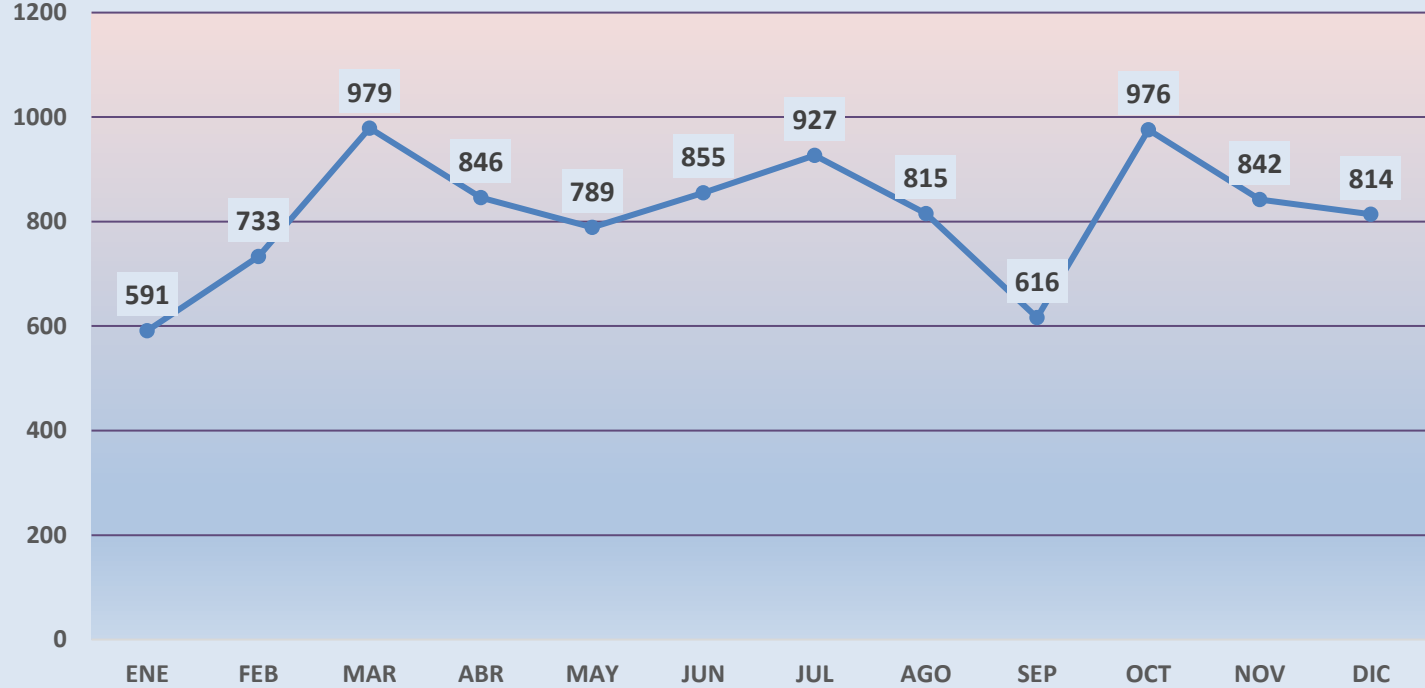


TABLA 56
TOTAL DE PLACAS DE RAYOS X POR SERVICIO
GESTION 2015

| MES | CONS. EXTERNA | EMERGENCIA | INTERNACION | NEONATO | QUIRÓFANO | UTI | TOTAL |
|--------------|---------------|---------------|--------------|--------------|--------------|--------------|-------------|
| ENERO | 437 | 155 | 34 | 1 | 14 | 6 | 647 |
| FEBRERO | 585 | 161 | 36 | 0 | 49 | 8 | 839 |
| MARZO | 737 | 227 | 58 | 0 | 7 | 10 | 1039 |
| ABRIL | 530 | 251 | 33 | 2 | 7 | 4 | 827 |
| MAYO | 576 | 200 | 38 | 1 | 9 | 3 | 827 |
| JUNIO | 538 | 232 | 32 | 2 | 12 | 6 | 822 |
| JULIO | 584 | 228 | 52 | 1 | 10 | 23 | 898 |
| AGOSTO | 478 | 225 | 59 | 0 | 8 | 6 | 776 |
| SEPTIEMBRE | 350 | 203 | 31 | 0 | 5 | 2 | 591 |
| OCTUBRE | 540 | 287 | 71 | 0 | 14 | 12 | 924 |
| NOVIEMBRE | 476 | 252 | 59 | 3 | 9 | 8 | 807 |
| DICIEMBRE | 496 | 225 | 52 | 1 | 8 | 4 | 786 |
| TOTAL | 6327 | 2646 | 555 | 11 | 152 | 92 | 9783 |
| % | 64,67% | 27,05% | 5,67% | 0,11% | 1,55% | 0,94% | 100% |

FUENTE: SIHAD: Unid. de rayos X

| | CONS. EXTERNA | EMERGENCIA | INTERNACION | NEONATO | QUIRÓFANO | UTI | TOTAL |
|-------------------|---------------|---------------|--------------|--------------|--------------|--------------|-------------|
| PORCENTAJE | 64,67% | 27,05% | 5,67% | 0,11% | 1,55% | 0,94% | 100% |

GRÁFICA 56
PLACAS DE RAYOS X POR SERVICIO

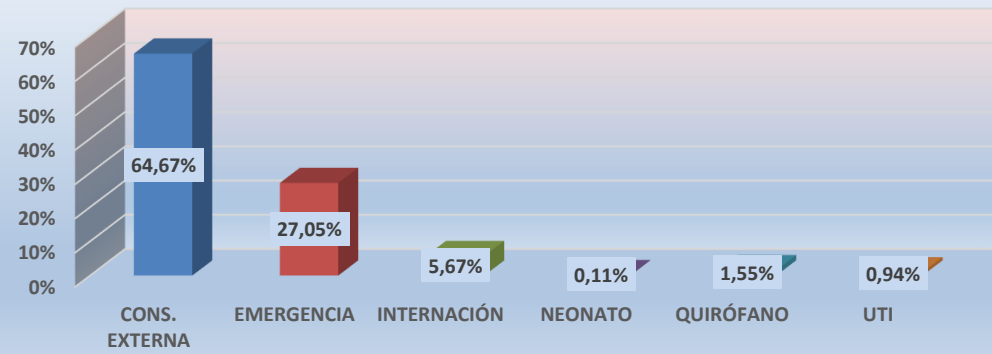


TABLA 57
ATENCIÓN RAYOS X POR TIPO DE PACIENTE
S.S.U. GESTIÓN 2015

| MES | AFILIADOS | DEL INTERIOR | SERV. A LA COMUNIDAD | ESTUDIANTES | TOTAL |
|--------------|---------------|--------------|----------------------|---------------|-------------|
| ENERO | 489 | 36 | 9 | 113 | 647 |
| FEBRERO | 644 | 64 | 20 | 111 | 839 |
| MARZO | 760 | 75 | 11 | 193 | 1039 |
| ABRIL | 657 | 42 | 15 | 113 | 827 |
| MAYO | 613 | 61 | 15 | 138 | 827 |
| JUNIO | 610 | 58 | 9 | 145 | 822 |
| JULIO | 687 | 45 | 19 | 147 | 898 |
| AGOSTO | 596 | 44 | 12 | 124 | 776 |
| SEPTIEMBRE | 436 | 19 | 16 | 120 | 591 |
| OCTUBRE | 657 | 71 | 17 | 179 | 924 |
| NOVIEMBRE | 622 | 34 | 19 | 132 | 807 |
| DICIEMBRE | 608 | 29 | 10 | 139 | 786 |
| TOTAL | 7379 | 578 | 172 | 1654 | 9783 |
| % | 75,43% | 5,91% | 1,76% | 16,91% | 100% |

FUENTE: SIHAD: Unid. de rayos X

| | AFILIADOS | DEL INTERIOR | SERV. A LA COMUNIDAD | ESTUDIANTES | TOTAL |
|-------------------|---------------|--------------|----------------------|---------------|-------------|
| PORCENTAJE | 75,43% | 5,91% | 1,76% | 16,91% | 100% |

GRÁFICA 57
ATENCIÓN DE RAYOS X POR TIPO DE PACIENTES

